



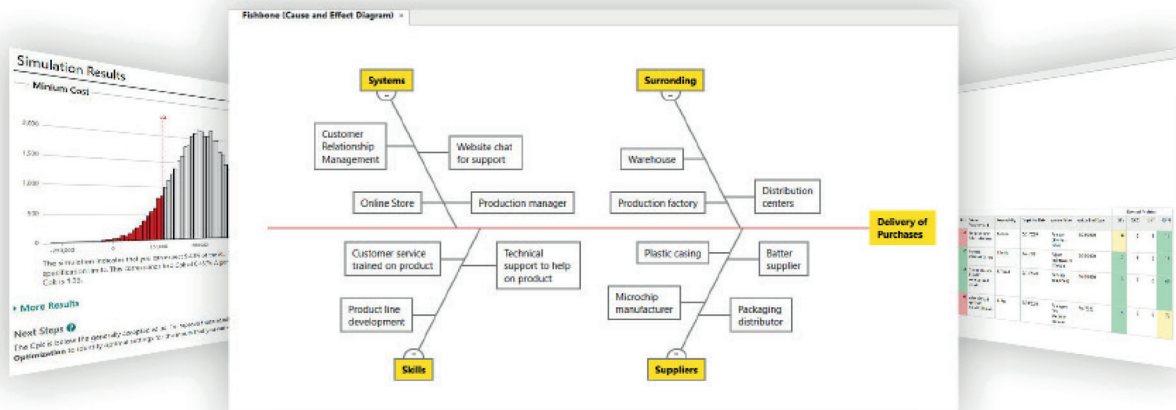
Visual tools to ensure process and product excellence



# Workspace

The ultimate toolkit designed to elevate your work by helping you clearly visualize, optimize, prioritize, and map your business value better than ever before.

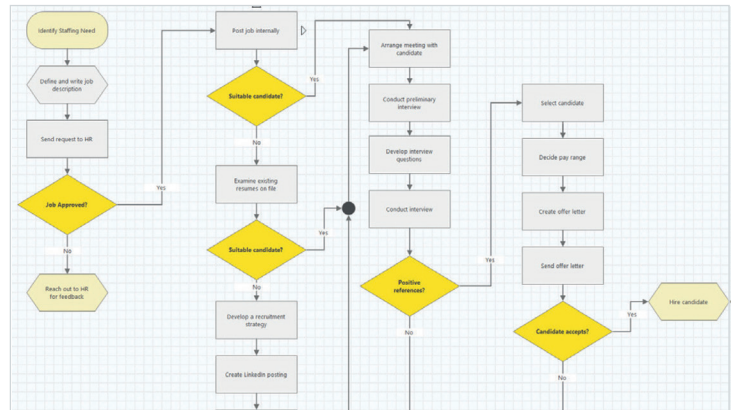
Minitab Workspace brings together powerful visual tools and forms in one intuitive interface that helps you create processes, identify improvement opportunities and make problems easier to solve. Combined, these essential tools will help you achieve the greatest impact, elevate your work, gain stakeholder buy-in and clearly communicate across teams with simple to use and understand visuals right at your fingertips.



Download your free trial today!

# Discover the Toolkit

Powerful tools all in one place to visualize, optimize, prioritize and map value



## Value Stream Map

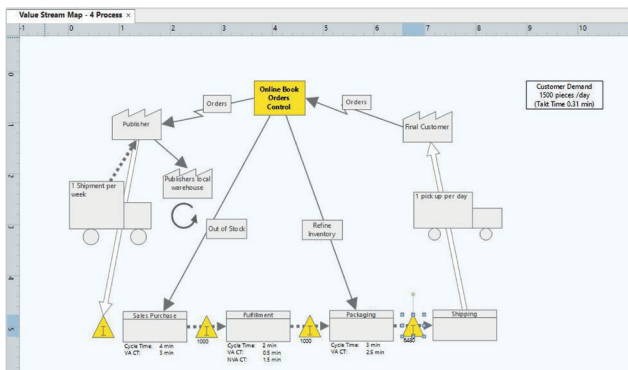
Visualize the flow of deliverables and information through your organization, department, or team and showcase the value it creates for your customers and stakeholders

## Fishbone

Map out and identify every relevant element for a holistic view of your processes or projects, regardless if they are simple or complex

## Failure Modes and Effects Analysis (FMEA)

Mitigate risk of failure in a process or product design by identifying potential failures and taking the actions needed to achieve projected goals



## Process Map

Build flowcharts with ease to help understand, see and communicate all the activities in a process with the added ability to customize by adding descriptions, data, inputs, outputs and cycle times

## Monte Carlo Simulation

Simulate, forecast results and optimize any output with speed and efficiency

## Five Whys

Determine the root cause of a problem through direct questions, relationship mapping and reflection to prevent recurrence in the future

### Five Whys

---

**Project Name:**

**Prepared By:**

**Prepared Date:**

**Clearly State the Problem:**

**Why did this occur?**

**Is this a root cause?**  
 Yes  No

**If no, why did this occur?**

**Is this a root cause?**  
 Yes  No

And more! Including SWOT Analysis, Gantt Chart, Meeting Minutes, CTQ Trees, Idea Maps, SIPOC, Audit Plans, Control Plans...

Visit [minitab.com/workspace/features](https://minitab.com/workspace/features) to see our full tool list.



# Minitab Workspace®

Visual tools to ensure process and product excellence

**Download your free trial today!**

[minitab.com/workspace](https://minitab.com/workspace)



## Minitab Representative in Singapore & Malaysia

### Bizit Systems and Solutions Pte Ltd

2 Kallang Avenue,  
CT Hub #04-03,  
Singapore 339407.  
Phone: +65 6442 0411

### Bizit Systems (M) Sdn Bhd

Designer Office, V03-08-23A,  
Lingkaran SV, Sunway Velocity,  
Jalan Peel, 55100, Kuala Lumpur,  
Malaysia.  
Phone: +603 2710 5044

12-2, Jalan Persiaran Teknologi,  
Taman Teknologi Johor,  
81400 Senai, Johor,  
Malaysia.  
Phone: +607 489 0355

5, Lorong Nagasari 2,  
Taman Nagasari,  
13600 Perai, Pulau Pinang,  
Malaysia.  
Phone: +6011 7013 9008



[minitab@bizits.com](mailto:minitab@bizits.com)



[www.bizits.com](http://www.bizits.com)



Minitab Malaysia & Singapore



Minitab Malaysia & Singapore

Minitab®, Minitab Workspace® and the Minitab® logo are registered trademarks of Minitab, LLC in the United States and other countries. See [minitab.com/legal/trademarks](https://minitab.com/legal/trademarks) for more information.  
©2024, Minitab, LLC. All Rights Reserved.